

Achieving safe management: A case for strengthening the attention to liquid streams in on-site and local sanitation

Cynthia Mitchell*, Kumi Abeysuriya*, Katie Ross*, Kathy Eales**, Juliet Willetts* and Freya Mills*

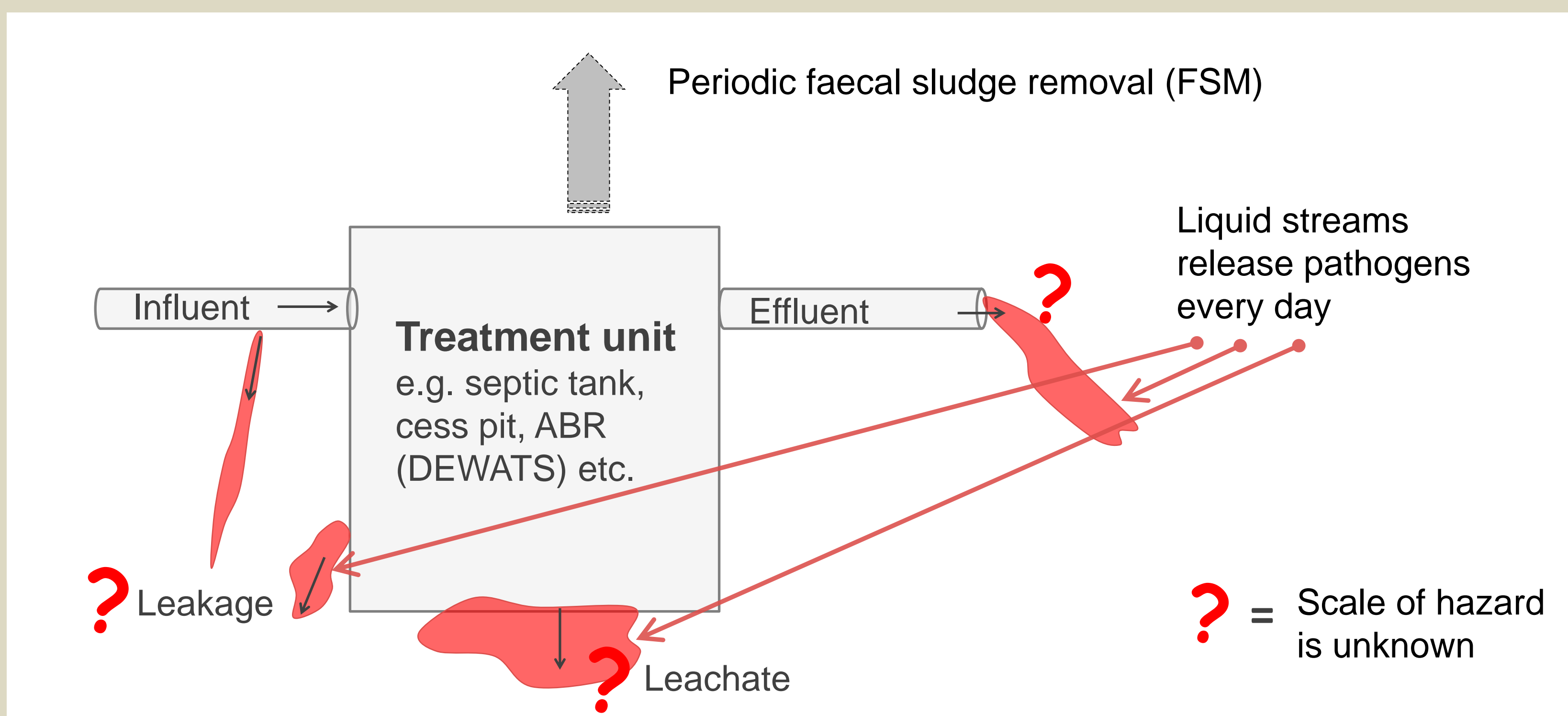
* Institute for Sustainable Futures, University of Technology Sydney

** Pollution Research Group, School of Engineering, University of KwaZulu-Natal, Durban

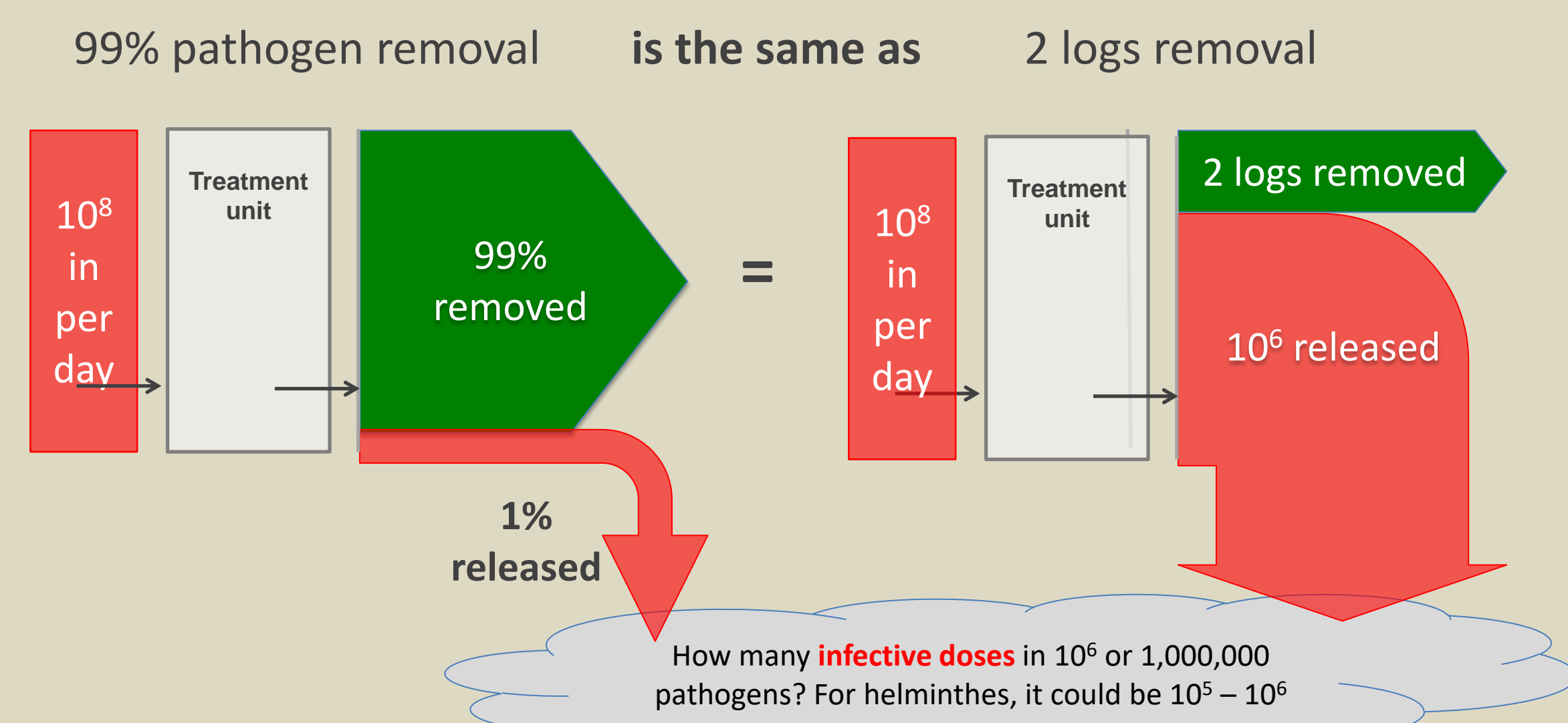
The situation unseen

Liquid streams (effluent, leachate, unintended leakage) from onsite and networked water-based sanitation systems can pose a significant health hazard, but have received little attention.

Faecal sludge management (FSM) has led to essential gains, yet reaching 'safely managed' sanitation requires making pathogen hazards visible in all discharges, and assessing all local exposure paths.



Removal of 99% of pathogens by our basic treatment systems sounds impressive. But what matters most? Is it the **reduction** in pathogens in relation to **influent**, or the pathogen **hazard** remaining in the **effluent**?



When the numbers are large, risk is better represented through a **log scale**, or **infective doses estimate**, than percentage removed.

Introducing the Pathogen Hazard Diagram

We need a tool to help us identify which intended and unintended discharges from wastewater treatment systems are likely to contain hazardous levels of pathogens, which, if exposed to people, could represent a significant public health risk.

We have very little reliable location-specific pathogen data, because measuring and monitoring pathogens is still complex, expensive and technically difficult.

The Pathogen Hazard Diagram is offered as a simple thinking tool that relies on first principles and text-book data to identify and assess hazards locally.

Use of the tool draws attention to:

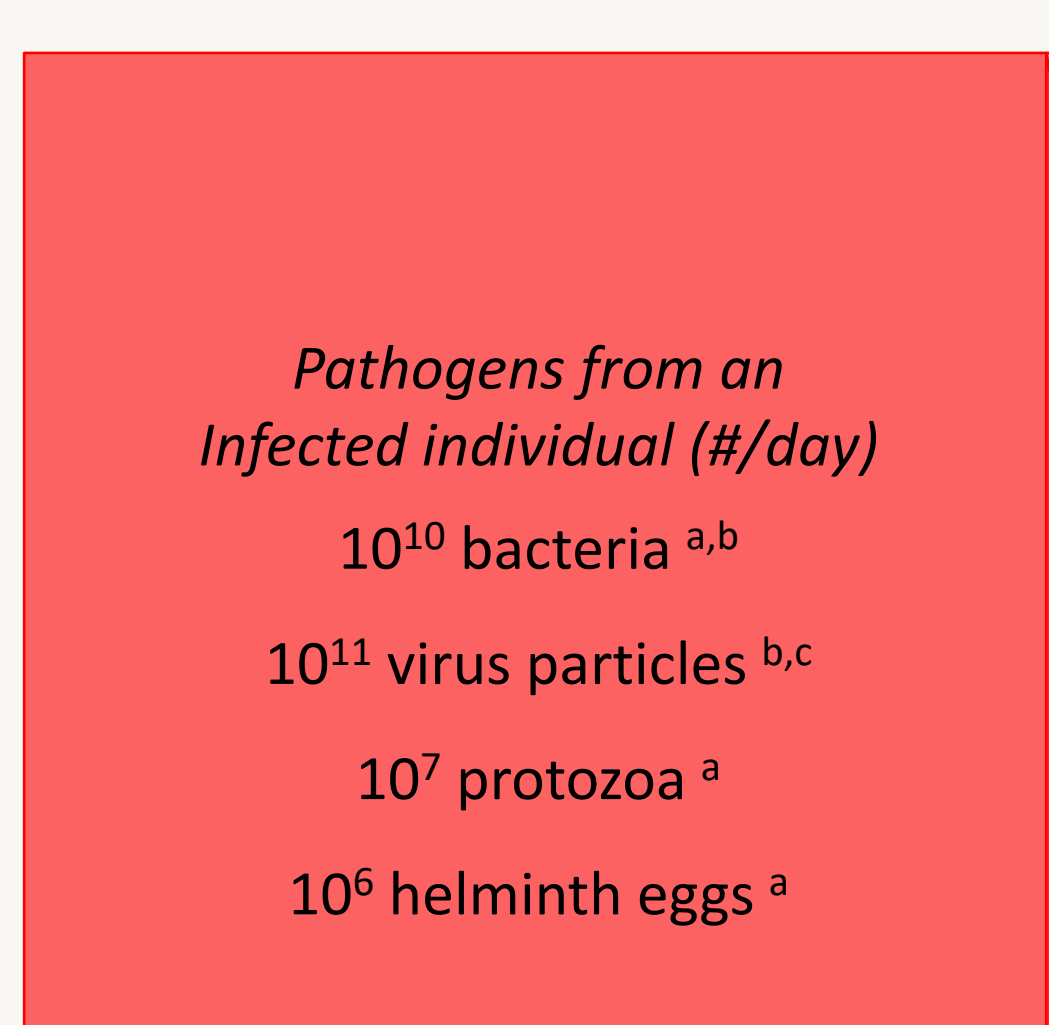
- What different sewage treatment technology are able to achieve in reducing/removing pathogens
- What pathogen levels might remain in planned and unplanned discharges from the treatment system
- What is the potential hazard of these pathogens in terms of **infective doses**
- Where those pathogens go in the environment.



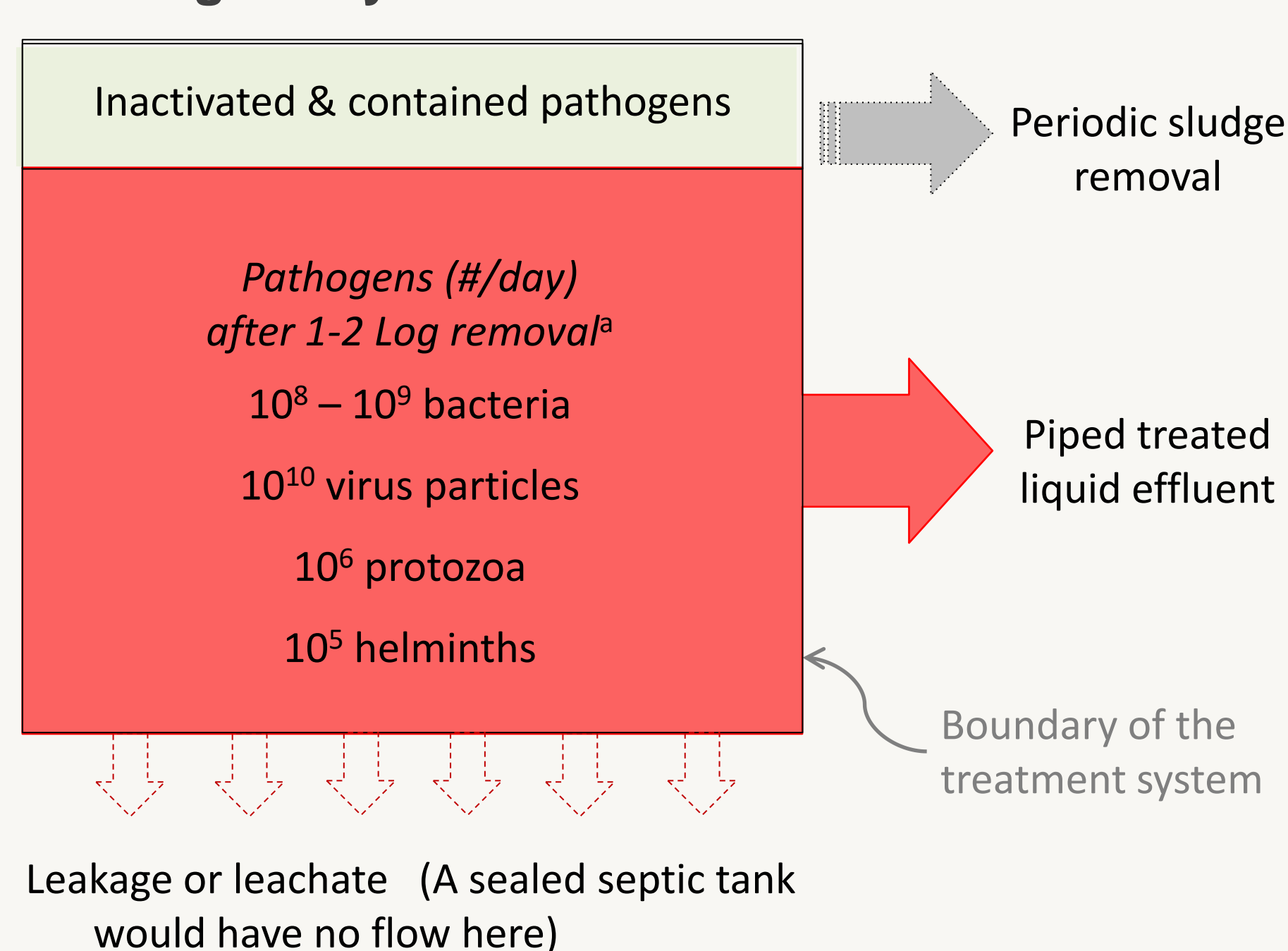
A *Pathogen Hazard Diagram* prompts practitioners to explore three key questions about the influent, all the exiting streams and hazard levels:

This is a *Pathogen Hazard Diagram (PHD)* that practitioners prepared for a **sealed tank** with no secondary treatment (e.g. septic tank, anaerobic baffled reactor (ABR)).

A. How many pathogens are in the influent?



B. How many pathogens are leaving the system?



C. How much do the surviving pathogens matter?

	Minimum infective dose	Potential hazard (# doses)
bacteria ^b	$10^2 - 10^8$	Up to 10^7
viruses ^b	$10^0 - 10^1$	Up to 10^{10}
protozoa ^b	$10^0 - 10^2$	Up to 10^6
helminth eggs ^a	$10^0 - 10^1$	Up to 10^5


What are the potential exposure pathways?



^a Feachem et al., 1983
^b Leclerc et al., 2002
^c McCray et al., 2009

What might this mean in practice?

The PHD can help planners take into account potential pathogen hazards when making decisions about which technology choice provides the best public health outcome in their local area.



Credits

This research was conducted under the Australian Development Research Award Scheme, investigating sanitation governance for community scale systems in Indonesia. Other outputs from this project are available at: <http://communitysanitationgovernance.info>

This paper has more details on the Pathogen Hazard Diagram (the paper is freely available): Mitchell, C., Abeysuriya, K. and Ross, K., 'Making pathogen hazards visible: a new heuristic to improve sanitation investment efficacy'. *Waterlines* vol 35 no 2, April 2016.

KEY REFERENCES

- Feachem, R.G., Bradley, D.J., Garelick, H., and Mara, D.D. (1983) *Sanitation and Disease: Health Aspects of Excreta and Wastewater Management*, New York: John Wiley & Sons <<http://go.worldbank.org/Z57F3M9XG1>> [accessed 29 February 2016].
- Leclerc, H., Schwartzbrod, L., and Dei-Cas, E. (2004) 'Microbial agents associated with waterborne diseases', in T. E. Cloete, J. Rose, L.H.Nel and T. Ford. (eds.), *Microbial Waterborne Pathogens*, pp. 1-54, London: IWA Publishing.
- McCray, J., Lowe, K., Geza, M., Drewes, J., Roberts, S., Wunsch, A., Radcliffe, D., Amador, J., Atoyán, J., Boving, T., Kalen, D. & Loomis, G., 2009. *State of the Science: Review of Quantitative Tools to Determine Wastewater Soil Treatment Unit Performance*, Water Environment Research Foundation (WERF).

