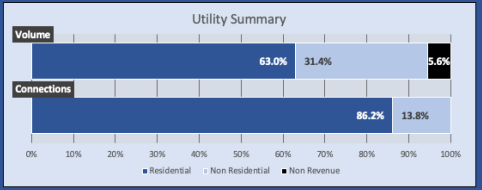


Systems Water Efficiency Estimation Tool: Summary

Local Water Utility



Baseline before efficiency options:

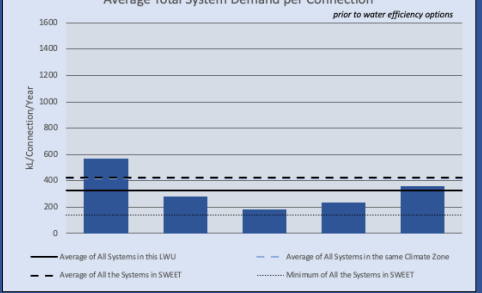


Summary for the whole LWU:

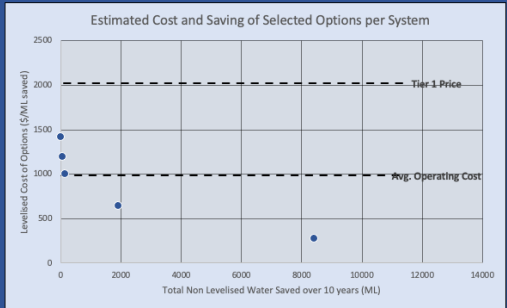
	Connections	Baseline Demand (ML/Yr)	Non Levelled Average Savings (ML/Yr)	Percentage savings %	Total Cost to the Utility (\$ 000)	Levelled Costs per ML saved (\$/ML)
Residential	18,345	7,176	565.1	7.9%	2,463.8	507
Non-Residential	2,947	3,574	120.7	3.4%	900.4	884
Utility (NRW)		637	364.2	57.2%	746.5	128
Total	21,292	11,388	1,050.0	9.2%	4,110.7	351

(over 20 year period)

Average Total System Demand per Connection



Summary for the whole LWU:



Cost Effectiveness of Option Categories for the whole LWU

