

A Review of Electric Motors with Soft Magnetic Composite Cores for Electric Drives

Youguang Guo ^{1,*}, Xin Ba ^{1,*}, Lin Liu ^{1,*}, Haiyan Lu ¹, Gang Lei ¹, Wenliang Yin ² and Jianguo Zhu ²

¹ Faculty of Engineering and Information Technology, University of Technology Sydney, Ultimo, NSW 2007, Australia

² School of Electrical and Information Engineering, The University of Sydney, Camperdown, NSW 2006, Australia

* Correspondence: youguang.guo-1@uts.edu.au (Y.G.); xin.ba@student.uts.edu.au (X.B.); lin.liu@student.uts.edu.au (L.L.)

Abstract: Electric motors play a crucial role in modern industrial and domestic applications. With the trend of more and more electric drives, such as electric vehicles (EVs), the requirements for electric motors become higher and higher, e.g., high power density with good thermal dissipation and high reliability in harsh environments. Many efforts have been made to develop high performance electric motors, such as the application of advanced novel electromagnetic materials, modern control algorithms, advanced mathematical modeling, numerical computation, and artificial intelligence based optimization design techniques. Among many advanced magnetic materials, soft magnetic composite (SMC) appears very promising for developing novel electric motors, thanks to its many unique properties, such as magnetic and thermal isotropies, very low eddy current loss, and the prospect of low-cost mass production. This paper aims to present a comprehensive review about the application of SMC for developing various electric motors for electric drives, with emphasis on those with three-dimensional (3D) magnetic flux paths. The major techniques developed for designing the 3D flux SMC motors are also summarized, such as vectorial magnetic property characterization and system-level multi-discipline robust design optimization. Major challenges and possible future work in this area are also discussed.

Keywords: soft magnetic composite; electric motor; magnetic isotropy; three-dimensional magnetic flux

Citation: Guo, Y.; Ba, X.; Liu, L.; Lu, H.; Lei, G.; Yin, W.; Zhu, J. A Review of Electric Motors with Soft Magnetic Composite Cores for Electric Drives. *Energies* **2023**, *16*, 2053. <https://doi.org/10.3390/en16042053>

Academic Editors: Antonio Morandi, João Filipe Pereira Fernandes, Jordi-Roger Riba Ruiz, Paulo Jose Da Costa Branco and Silvio Vaschetto

Received: 25 January 2023

Revised: 9 February 2023

Accepted: 15 February 2023

Published: 19 February 2023



Copyright: © 2023 by the authors. Licensee MDPI, Basel, Switzerland. This article is an open access article distributed under the terms and conditions of the Creative Commons Attribution (CC BY) license (<https://creativecommons.org/licenses/by/4.0/>).

1. Introduction

Transportation electrification has become a primary interest of research and application for handling urban pollution, in which advanced electric motor system plays a key role [1–4]. In electrified transport vehicles, the electric motor and associated drive system should be designed with high-efficiency, high-power-density, and high-reliability because the allowed volume and weight of the electric vehicles (EVs) are generally quite limited and they may operate in harsh environment like high temperature and vibration [5–10]. In past decades, many efforts have been made to develop high performance EV motors, such as advanced designs with multi-level multi-objective multi-physics and robust optimizations [11–16], modern control techniques with field oriented control, direct torque control, model predictive control schemes [17–23], and the application of various novel electromagnetic materials, such as high silicon electrical steels, amorphous ferromagnetic metals, high-temperature superconductors, and soft magnetic composite (SMC) materials [24–36].

Among various magnetic materials, SMC materials have attracted special attention for developing high-performance electric motors thanks to their many unique properties [33–42]. The basis of the material is a bonded iron powder of high purity and

compressibility. The powder articles are bonded with an electronically insulating coating layer, resulting in very high electrical resistivity and ignorable eddy current loss. The coated powder is then pressed into components with desired shape and size using a mold, and finally heat treated to anneal and cure the bonding.

Due to its powder nature, the SMC material is magnetically and thermally isotropic in general. The magnetic isotropy and ignorable eddy current loss open up great design benefits as the constraints on the conventional electrical steel sheets are now removed. In the electrical machines with conventional laminated steels, the magnetic field must be designed to flow within the lamination plane, i.e., two-dimensional (2D), as any magnetic flux component perpendicular to the lamination may cause significant eddy current loss. By using the SMC, electrical machines can now be designed with three-dimensional (3D) flux paths. Radically different configurations can be exploited for full use of the space, leading to very high power density or power to volume ratio.

The thermal isotropy of SMC material is also a plus for thermal design. The laminated steel sheet has a much lower thermal conductivity in the direction perpendicular to the lamination plane than that within the lamination sheet, so the heat in the laminated cores is almost uniquely transferred at the lamination edges. The SMC cores have heat dissipation in all directions, leading to high flexibility of thermal design.

Because the SMC powder particles are coated with surface insulation and bonding adhesive, the eddy current loss is almost inconsequential, implying that the material can operate with higher frequency. This property fits well with the development of high-power-density electric motors, in which the output power is basically in linear relation with the operational speed or frequency. However, the hysteresis loss of SMC materials is higher than that of electrical steels caused by the particle deformation during pressing, and hence, the SMC has larger total core loss at lower frequency. A proper operational frequency is determined according to overall considerations.

The utilization of this material offers a prospect of low-cost mass-production of electromagnetic devices. Using the matured powder metallurgical techniques, the SMC components can be compacted into the desired shape and dimensions in a die, so further machining is minimized and the manufacturing cost can be greatly reduced.

The most attractive advantage of the material may be its environmental friendliness. Material waste in production is minimized, e.g., less than 3%, and the minimal scrapped material can be recycled back into components or raw material. Furthermore, used SMC motors can be easily crushed for separating and reusing high-value materials like copper, offering much better recyclability than lamination steel machines. In addition, this powder metallurgical process has a lower energy consumption than the punching and stacking processes of laminated cores.

Despite the many advantages mentioned above, SMC materials also have some disadvantages, such as low permeability, low saturation flux density, low mechanical strength, and relatively high core loss at low frequency range. Due to the significant differences in magnetic, mechanical, and thermal properties, a simple replacement of the existing electrical steel cores by SMC cores may result in performance deterioration with very small compensating benefits. Therefore, a large amount of research has been conducted in the past three decades concerning the improvement of the material, property modeling, novel motor topologies, and advanced design optimization of the SMC electrical machines. This article aims to present an overview of the development of high-power-density SMC motors for EVs with focus on 3D flux motors, advanced property modeling, and advanced design optimization techniques.

The rest of the paper is organized as follows. Section 2 summarizes the development of various types of electric motors with SMC cores, with focus on those with 3D magnetic flux path. Section 3 discusses the advanced magnetic property characterization of SMC for SMC motor design and analysis. In Section 4, the advanced design and optimization techniques for SMC electrical machines are summarized. Section 5 discusses the research works from a few material manufacturers and research institutes concerning the

improvement of the SMC material properties and manufacturing techniques. Section 6 concludes the article by highlighting the major challenges and key issues for further improving SMC applications in EV motors.

2. Development of SMC Electrical Machines

A number of SMC materials have been developed in the past decades by various material manufacturers, such as Hoggan [40], Horizon Technology [41], and Hitachi Metals, Ltd. [42], and their applications in various types of electric motors have been investigated by different researchers. As mentioned above, the SMC materials have both advantages and disadvantages, and hence, a good design should make full use of the advantages, such as 3D magnetic isotropy and low eddy current loss, while avoiding disadvantages, such as low magnetic permeability. To minimize the effect of low permeability, the favorable type would be permanent magnet (PM) motors. The PM permeability is quite low, with a value slightly higher than air, and its magnetic reluctance of PMs dominates the magnetic circuits, so the effect of low permeability of the SMC core on the motor performance is insignificant. PM motors with 3D magnetic flux paths have been the major research interest of SMC machines.

The University of Newcastle upon Tyne, UK, and Hoggan AB, Sweden, might be the pioneers exploring SMC applications in electrical motors. In 1998, Jack [43] reported their experience with different types of electrical machines with SMC cores, and it appears the largest gains are with the 3D flux machines including combined radial and axial field PM motors, claw pole armature motors, transverse flux motors (TFMs), and combined TFM/claw pole design.

2.1. Axial Field PM Motors with SMC Cores

The first SMC machine might be an axial field PM machine with the SMC material ABM100.32 as the core, reported by Persson et al. in 1995 [44]. The slotting of axial field machines normally need spirally-wound laminations, so the use of SMC cores will greatly simplify the production. In 1997, Zhang et al. [45] presented an axial flux PM brushless DC motor in which powder iron metallurgy cores were used to simplify the manufacturing process. In 1998, Profumo et al. [46] designed an axial field interior PM motor in which the rotor construction was feasible only with SMC material. In 2002, Cvetkovski et al. [47] compared two types of stator cores, laminated electrical steel and SMC, for an axial field PM disk motor, and the analysis results were in favor of the SMC core.

In 2007, Liew et al. [48] evaluated the performance of an axial field brushless PM motor with SMC stator core using 3D finite element analysis. In 2014, Maloberti et al. [49] presented the magnetic modeling of an axial field PM motor with an SMC core for EVs. In 2015, Kobler et al. [50] developed an axial motor with an SMC core and ferrite magnets, showing a promising design of low cost, high power density, and no rare-earth PMs. In 2017, Aliyu et al. [51] developed a compact axial field PM motor with concentrated winding and pressed SMC core for reduction of core loss and cost. In 2018, Washington et al. [52] investigated the construction methods of axial flux machines using SMC cores. It has been shown that for small motors, the most appropriate method applies the simplest possible realization, e.g., pressing the stator in a single component. Also in 2018, Nakamura et al. [53] studied a high efficiency axial gap motor with SMC (HB2, Sumitomo Electric Industries, Ltd.) core using the balancing properties of core loss and magnetic permeability. In [54], Asama et al. evaluated the core loss reduction of a disk motor with a C-shaped stator experimentally. Compared with the solid iron core, the SMC (ML28D, Kobe Steel, Ltd.) core can reduce core loss significantly. The conventional lamination steel is not suitable for the C-shaped stator, which has a 3D magnetic flux path.

In 2019, Wei et al. [55] presented a double-stator axial field PM disk motor using an SMC core with emphasis on cogging torque reduction. In 2022, Meier and Strangas [56] presented a high-speed axial field motor with an SMC core, with emphasis on improving cooling design. The SMC enables complex and liquid-tight design for cooling integrated

into the motor cores. Also in 2022, Haddad [57] analyzed the core loss of an axial flux PM motor with an SMC core, which is particularly important for high-power-density drives.

2.2. Claw Pole Motors with SMC Cores

In 1997, Jack et al. [58] presented a PM claw pole machine with an SMC core. It is almost impossible to construct the claw poles using lamination steels, so in general solid steel is used, though it may suffer from significant eddy current loss. The SMC material appears to be an ideal candidate for such structures. In 1998, Guo et al. designed a single phase claw pole PM motor with a Somaloy™ 500 (Hoganas, AB) stator core to investigate the application of SMC materials in electrical machines [59,60]. Based on the single phase motor experience, they developed a three-phase three-stack PM motor with an SMC stator [61,62]. As the magnetic field in claw pole machines is 3D, the core loss was calculated by using an improved model considering the effect of 3D vectorial magnetization [63–65]. Figure 1 shows the magnetically relevant components of the three-phase claw pole motor. The three phases are stacked axially with a circumferential shift of 120 electrical degrees from each other.

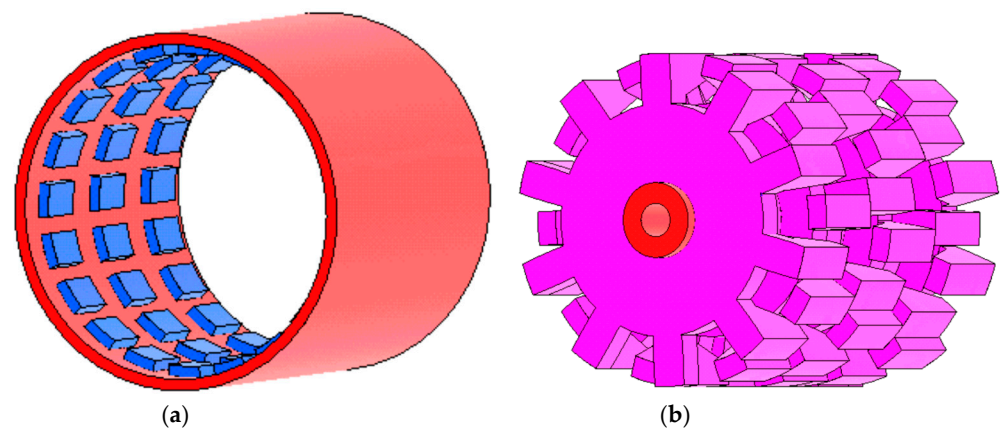


Figure 1. A three-phase claw pole motor: (a) outer rotor with three arrays of PMs on the inner surface of the yoke, and (b) three-stack stator cores on a shaft.

Figure 2a illustrates one pole-pitch for magnetic field finite element analysis and Figure 2b plots the flux density locus under no-load condition at Point C of the claw pole when the rotor has rotated by 360 electrical degrees, or two pole-pitches. The flux density is 3D and rotational.

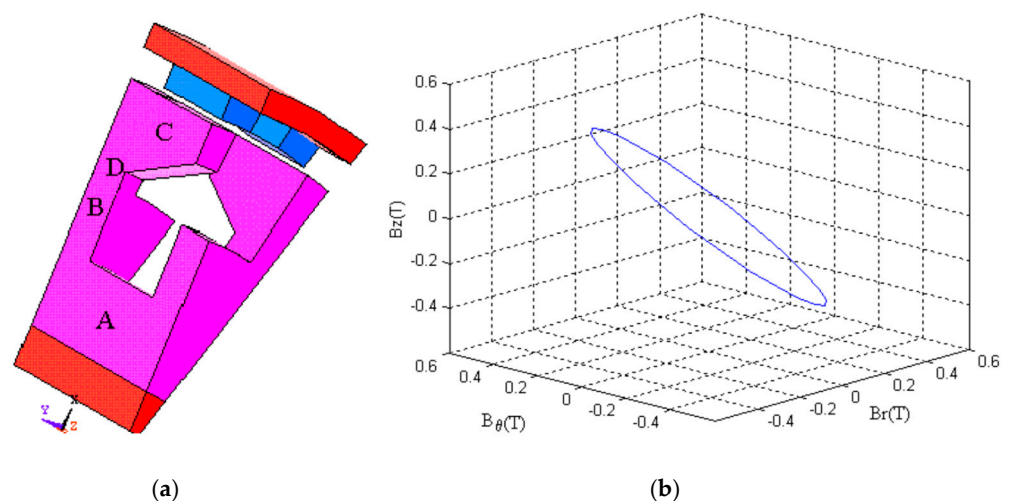


Figure 2. Magnetic field finite element analysis: (a) one pole-pitch for numerical analysis, and (b) magnetic flux density locus at Point C when the rotor has rotated by 360 electrical degrees.

In 2009, a claw pole PM motor with molded SMC core was developed [66]. The molding technique is a key issue for low cost mass production of SMC machines. Furthermore, their research group has conducted research for improving the performance of claw pole SMC machines, such as cogging torque reduction and robust design optimization, concerning manufacturing tolerance and parameter uncertainty [67–69].

In 2002, Cros and Viarouge [70] developed new structure claw pole machines using the isotropic magnetic property of SMC. In 2004, Qu et al. [71] presented a split-phase claw pole induction motor with SMC cores, which achieved higher efficiency and torque density than normal radial flux induction motors. In 2007, Huang et al. [72] designed a high-speed claw pole PM motor with an SMC core. The core loss distribution was calculated by 3D finite element analysis, and then was directly coupled for thermal analysis. In 2014, Zhang et al. [73] designed a brushless motor with PMs on claw pole rotor. Comparison results showed that with proper design SMC utilization can achieve higher efficiency than using silicon steel. In 2020, Liu et al. [74] proposed a flux reversal claw pole motor with SMC cores, combining the merits of both flux reversal and claw pole machines. In 2021, Du et al. [75] presented a claw pole motor with SMC cores. The study of the SMC preparation process showed that the best magnetic and mechanical properties were achieved through a pressing pressure of 700 MPa and an annealing temperature of 500 °C. In 2022, Chu et al. [76] analyzed a PM claw pole motor with an SMC core, considering the material characteristics over a wide temperature range. Also in 2022, Li, et al. [77] studied a flux reversal claw pole SMC motor for cogging torque minimization.

2.3. Transverse Flux Motors with SMC Cores

The first attempt concerning SMC application in a transverse flux machine (TFM) was reported in 1996 [78]. The TFM prototype achieved very high torque density using a large number of poles and an SMC core. In 2002, Guo et al. developed a TFM with an SMC core for performance comparison with an SMC claw pole motor of similar size [79]. Figure 3 shows the magnetically relevant components of the TFM, and Figure 4 calculates the magnetic flux density loci by using magnetic field finite element analysis. As seen in Figure 4b, the flux density locus at Point B of stator tooth is 3D and rotational. They further improved the design and fabricated a prototype for experimental validation [80,81]. By comparison, the SMC TFM achieved higher specific torque and power than a sample commercial induction machine and a brushless DC servomotor with electrical steel cores.

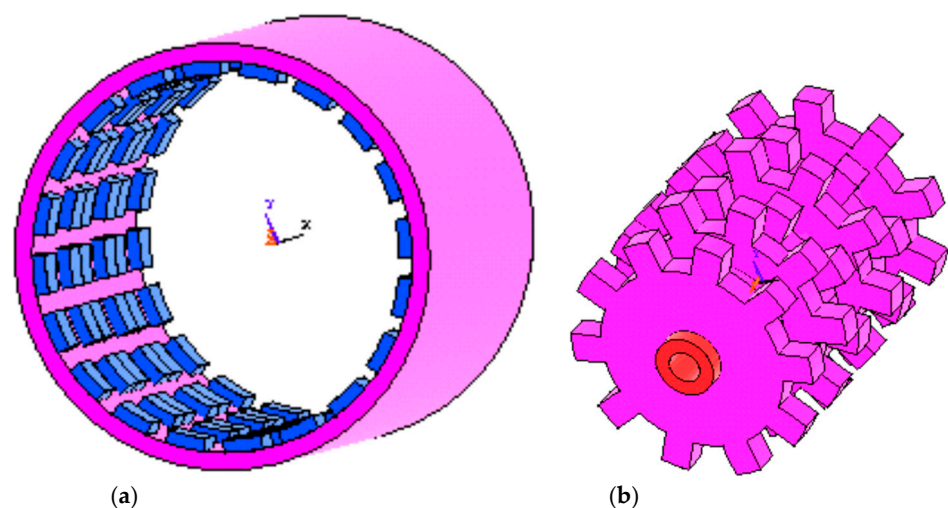


Figure 3. A three-phase transverse flux motor: (a) outer rotor with two arrays of PMs per phase on the inner surface of the yoke, and (b) three-phase stator cores on a shaft.

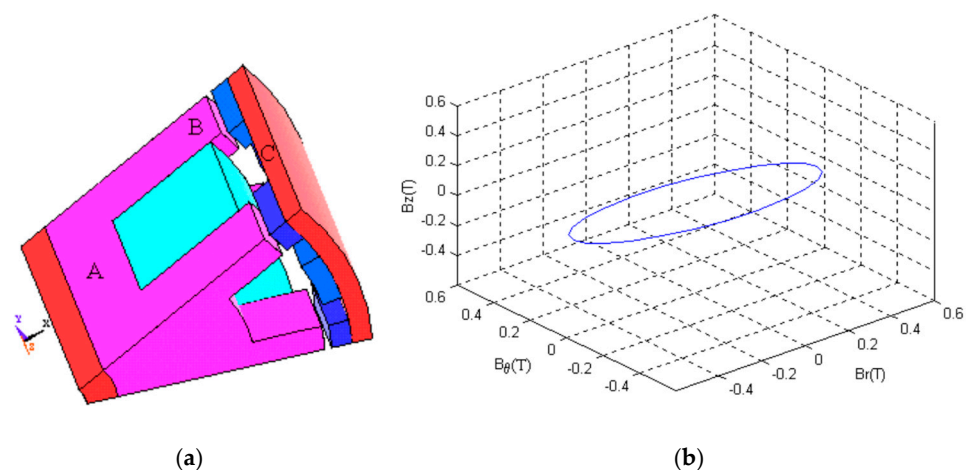


Figure 4. Magnetic field finite element analysis: (a) two pole-pitches for numerical analysis, and (b) magnetic flux density locus at Point B when the rotor has rotated by 360 electrical degrees.

In 2013, Doering et al. [82] presented a transverse flux reluctance machine with an SMC core and disc-shaped rotor, in which the determination of core loss in SMC cores is a crucial point. In 2015, Lei et al. [83] conducted multidiscipline analysis and design optimization of PM TFMs with SMC cores, in which the electromagnetic, thermal, and modal analyses along with the fabrication approach of the cores were studied. In 2016, Liu et al. [84] reported the design considerations for PM SMC TFMs based on a torque equation. They also studied the shifted and unequal-width stator teeth for cogging torque minimization [85].

In 2017, Liu et al. [86] developed a transverse flux flux-switching PM motor with SMC cores and ferrite PMs of low cost design. In 2018, they further developed this flux switching TFM with the capability of linear motion [87]. The adoption of SMC cores enables easy manufacturing of the complex structure of this machine. In 2021, Fu et al. [88] analyzed a linear PM TFM using a nonlinear equivalent magnetic network. The TFM used combined steel and an SMC core to take the advantages of both materials. In 2022, Liu, et al. [89] compared the performance of SMC TFMs with PMs on rotor or stator.

2.4. SMC Machines with Claw Pole/TFM Configuration

The working principles of transverse flux and claw pole motors are quite close since a TFM may be formed by unwrapping the claw poles [43,90]. In 2005, Guo et al. [91] designed a PM claw pole/TFM with SMC core using 3D finite element analysis. In 2008, Lemieux et al. [92] applied SMC with lamellar particles to a claw pole transverse flux machine with hybrid stator made of SMC foot and silicon steel or amorphous C-core. In 2020, Rabenstein et al. [93] designed a wound field TFM using SMC claw poles, which offers advantages in manufacturing. In 2021, Zhang et al. [94] analyzed a claw pole TFM with a hybrid stator core, which achieved improved performance over the SMC core.

2.5. Other Types of SMC Motors

Besides the above-mentioned SMC machines, some other types of 3D magnetic flux machines have been investigated involving the advantages of the 3D isotropic magnetic properties of SMC. In 1999, Jack et al. [95] reported a PM machine with both radial and axial magnets, where the armature must be capable of carrying varying flux in all directions and SMC is an ideal candidate. In 2005, Nord et al. [96] presented a vertical electric motor which has a very different physical architecture from standard machines, and only powdered SMC enables the construction of such 3D magnetic structure. In 2010, Okada et al. [97] presented a PM SMC motor with a 3D magnetic stator, aiming at high efficiency.

In addition, research has also been conducted regarding other types of electric motors using SMC cores, such as radial field PM motors [98–102], universal motors [103,104],

induction motors [105,106], and switched reluctance motors [107–110]. With careful design, all types of motors can benefit from the unique properties of SMC.

3. Advanced Magnetic Property Characterization of SMC Materials

3.1. 3D Vectorial Magnetic Properties

The global magnetic permeability or B (magnetic flux density)— H (magnetic field strength) relation and the associated core loss of the core material are among the fundamental parameters for electric motor design and analysis. As discussed above, the 3D magnetic flux machines will gain the biggest benefits from the material application, so the magnetic properties should be characterized under 3D vectorial magnetization for developing electric motors with 3D flux paths [111]. To measure the 3D vectorial magnetic properties, some 3D magnetic property testers have been developed [112,113], which can generate any desired 3D flux density patterns, such as a 3-D spiral spherical or ellipsoidal locus. However, a pending issue is how to apply the 3D measurement data in motor analysis. Instead, some 2D or quasi-3D magnetic properties have been measured and applied.

3.2. 2D or Quasi-3D Vectorial Magnetic Properties

When only two pairs of excitation coils are excited, the 3D tester can generate a 2D rotating flux density vector, which is equivalent to a 2D magnetic tester. When the 2D vectorial magnetic properties are measured in the three coordinate planes, respectively, the quasi-3D vectorial properties are obtained [114–118]. Similarly, when only one pair of excitation coils are excited, the magnetic properties under one-dimensional (1D) magnetization can be measured [114–119]. Based on the measured 2D and 1D property data on SMC samples, some mathematical models have been developed for predicting the core loss when designing the SMC motors. The results are very satisfactory, e.g., much more accurate predictions than from using conventional models [120–122].

3.3. Challenges of Vectorial Magnetic Property Characterization

Although applying vectorial magnetic property data and models to developing SMC electric motors with 3D rotational magnetization has been expected, the 3D or 2D property data are generally not available. Only a few research groups have the 3D or 2D magnetic property testers, and the 2D/3D measurements are not yet standardized. Therefore, the available magnetic property data are basically obtained under 1D alternating magnetic fluxes, which are measured using a ring sample or the Epstein frame. Some researchers have applied approximate models to consider the effect of rotational magnetization. For example, Huang et al. considered the core loss as having two parts, each of which is caused by a component of the flux density, e.g., the major or minor axis of an elliptical locus [123]. The method can consider somewhat the effect at low flux density range, but it becomes invalid at the saturation level.

Another challenge concerns the modeling of magnetic permeability or the B - H relations. Under 2D/3D vectorial magnetization, the permeability relating the B and H becomes a full 2D or 3D matrix with both diagonal and off-diagonal elements [124–127]. While the elements can be easily determined based on the measured 2D/3D properties, their application in magnetic field analysis is still very difficult, particularly the 3D case.

Besides the magnetization pattern, magnitude, and frequency, the magnetic properties are also affected by many other factors, such as operational temperature, mechanical stress, DC bias of magnetic flux, and magnetostriction. Therefore, for high performance motor design and analysis, the property characterization should take the effects of multi-physics factors into account [128–131].

4. Advanced Techniques for SMC Motor Design and Optimization

As discussed above, the SMC material has both advantages and disadvantages, and a direct replacement of the conventional silicon steel by the SMC core might lead to

performance deterioration with little compensating benefit. Then a good design should fully take the advantages while minimizing the effects of disadvantages. A typical electric drive system consists of a few components like the electric motor, power electronic converter and controller, and traditionally the components are designed and optimized separately. Assembling the individually optimized components will not necessary lead to an optimized system. Therefore, to achieve the system-level optimization, the components should be optimized together [132–138]. This is very challenging due to the multi-discipline and complex nature and interactions among components with manufacturing and operation uncertainty.

For the optimization of a drive system, the most straightforward approach is to take all the design parameters of different components as the design variable, but this would cause extremely high computation cost due to the very large number of parameters and complex models. To overcome this problem, the multi-level multi-disciplinary techniques may be applied [139–142]. The design variables may be divided into several levels according to their sensitivity to the optimization objectives, e.g., highly significant, significant and non-significant parameters.

There are many uncertainties during the electric motor production and operation like manufacturing tolerance and parameter variation, which may greatly affect the motor performance and reliability and should be taken into account [143]. In 2012, Lei, et al. [69] applied the six sigma based robust optimization to a PM TFM with an SMC core. The reliability and robust level of the motor drive system are greatly improved and the failure probability is much reduced. They further studied the PM SMC motors for high quality manufacturing, particularly batch production, using the six sigma (DFSS) approach design [144–146]. In 2018, they conducted the robust optimization of a PM claw pole motor with an SMC core by simultaneously optimizing the design variables and tolerance based on the DFSS [69]. The tolerance optimization achieves more design freedom to balance motor performance, operation reliability, and manufacturing cost. Furthermore, they have improved the design optimization of the SMC motors by combining the robust, multi-level, multi-disciplinary, and multi-objective approaches, and very promising results have been achieved [147–149].

5. Development of SMC materials

5.1. Improvement of SMC Material Properties

Besides the above-mentioned researches concerning the advanced design of SMC electric motors, a few manufacturers and institutes have worked on the improvement of the material properties and manufacturing techniques [40–42]. Among them, Höganäs is one of the most famous SMC material manufacturers that started the study and manufacturing of SMC materials in the early 1990s, in collaboration with the University of Newcastle upon Tyne. Somaloy® is Höganäs' trademark for SMC powders with unique 3D flux properties. The Somaloy product family includes three groups: 1P, 3P, and 5P, with different performance levels (P). Somaloy 1P is the base level material, and maximum heat treated temperature (Temp HT max) is 550 °C with air atmosphere. Somaloy 3P has the highest mechanical strength, and its Temp HT max is 550 °C with steam treatment. Somaloy 5P has the lowest hysteresis losses, and its Temp HT max is 650 °C with inert atmosphere [40]. Figure 5 shows the comparison in terms of mechanical strength and magnetic losses of these three groups.

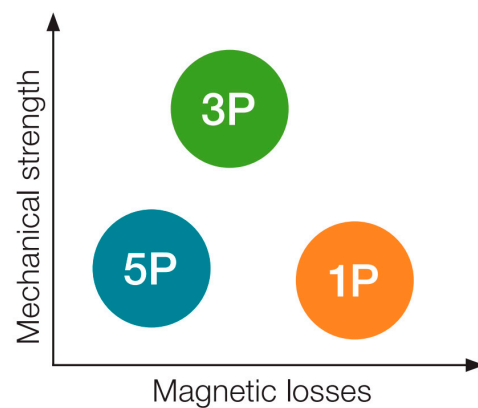


Figure 5. Mechanical strength and magnetic losses of three groups of Höganäs Somaloy SMC materials.

SMC materials are usually prepared by traditional powder metallurgy processing. The general steps are first to insulate the surface of particle-scale metal magnetic powder, next to evenly mix the insulated particles with organic or inorganic binders, followed by press molding, and finally the annealing at a certain temperature to eliminate internal stress and improve magnetic permeability. Throughout the process, the core technology of soft magnetic composite materials includes the coating, pressing, and annealing processes [150]. The coating process covers insulating materials in the form of single particles to build high resistance grain boundaries to reduce the eddy current loss of the material. The currently developed technologies include mechanical milling, surface oxidation, microwave treatment, etc. [151,152]. The pressing process improves the magnetic permeability and saturation magnetic flux density by turning the insulating-coated particle powder into a high-density material under high pressure. The pressing pressure is usually lower than 1000 MPa. If the particles are small or the hardness of the insulating layer material is high, the pressing pressure needs to be increased, up to 3000 MPa [153]. High pressure pressing can also cause dislocations inside the material and increase the internal stress, thus increasing the coercivity of the material [154]. At this time, it is necessary to eliminate the internal stress of the material through annealing processing to increase the magnetic permeability and thus reduce the coercivity. Moreover, SMC materials need to be annealed between 400–800°C, eliminating the internal stress inside the material while protecting the insulating layer from damage to keep the high resistivity. At the same time, the mechanical strength of the material can be improved through annealing treatment.

The magnetic properties, such as the B-H relations and the core loss curves against magnetic flux density and frequency, as well as mechanical and thermal properties, are usually provided by the material manufacturers. For the detailed properties of a particular SMC material, the relevant data may be found in the relevant websites [40–42].

It should be noted that the magnetic properties from the material suppliers are all measured with 1D alternating magnetic flux. However, for the electrical machines, the power loss caused by the 2D or 3D rotating fields may be very different from that caused by the 1D alternating fields [117,155]. Figure 6 illustrates the measured alternating and 2D circularly rotational core losses of a soft magnetic composite (SMC) block sample [155]. Results show that the rotational core losses relative to two cases are very different. At low to mid-range flux density, the rotational core loss approximately equals double of its alternating counterpart. At the saturation level, however, the rotational core loss decreases quickly to the level well below the alternating core loss, which continues to decrease with the rising flux density. Therefore, new and proper models should be investigated for calculating the core loss.

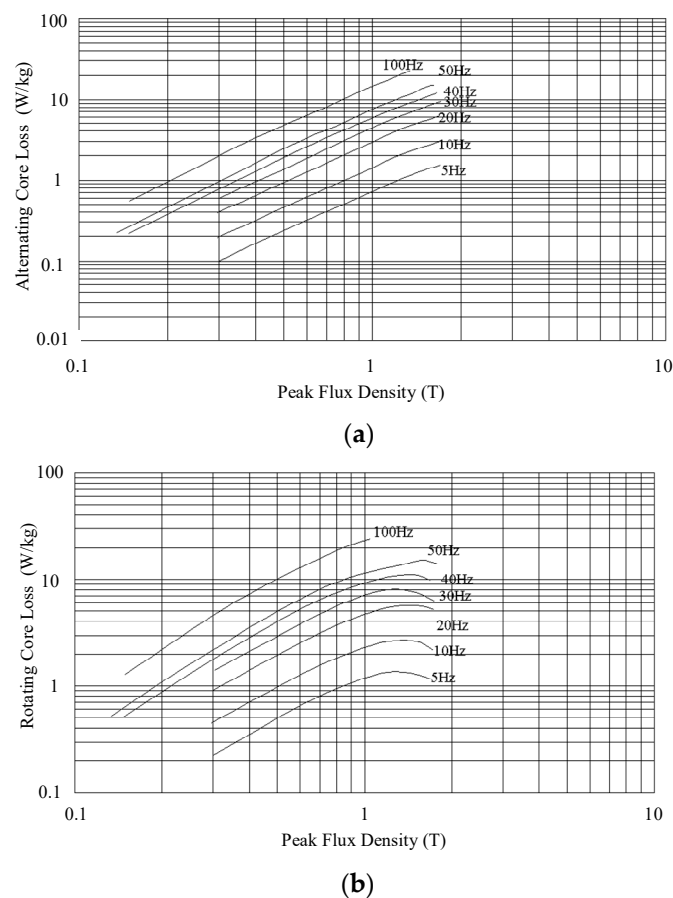


Figure 6. Measured core losses of SMC sample: (a) with alternating flux, and (b) with circularly rotating flux [156].

Although significant improvements of the SMC properties have been achieved in the last three decades through the continuing effects of various material manufacturers and research institutes, the SMC materials still have lower magnetic permeability, mechanical strength, and thermal conductivity, as well as a higher total core loss at lower frequency compared to traditional silicon steels. Therefore, it is crucial to conduct the system-level design of electrical motors by fully utilizing material advantages, such as 3D magnetic and thermal isotropies and lower total core loss at higher frequency, as well as low-cost green manufacturing.

5.2. Cost of SMC Materials and Motors

The SMC materials are expected to be very cheap, but their cost is currently several times higher than that of conventional electrical steels. The major reason is that the production of SMC materials is still at a very low volume as their applications are currently focused only in situations where electrical steels are not appropriate, e.g., 3D magnetic flux electrical motors. Despite this disadvantage, the overall cost of an SMC electric motor drive system with proper design can be lower than for corresponding silicon steel motors. For example, the motor size and weight can be effectively reduced by using SMC cores, the machining demand is reduced during the motor manufacturing, and the scrap rate is low during motor production [156].

5.3. Comparison of Electrical Motors with SMC and Conventional Electrical Steel Cores

As described in Section 2, various types of electric motors have been developed using SMC cores. The results are very promising, e.g., the SMC motors can achieve better overall performance than their counterparts with electrical steel cores. Some direct comparative

studies have also been conducted to reveal the benefits of using SMC cores over electrical steel cores. In 2006, Hamler et al. [157] compared the performance of a permanent magnet synchronous motor with a stator made of the classical laminated silicon iron sheets and the SMC material. With the same stator core shape, the SMC motor can achieve a slightly better performance than the laminated one using the 3D magnetic flux topology, and at a slightly lower cost. In 2017, Kim et al. [158] carried out a comparative study on axial-field PM motors with an SMC core and electrical steel core. It was found that the motor performance with the SMC core had superior performance to that with the laminated core in a high-frequency region. In 2018, Lim et al. [159] compared the performances of an SMC surface mounted PM machine with embedded stator end-winding versus a corresponding conventional electrical steel stator design with the same overall axial length. The SMC machine with embedded stator end-windings could achieve a higher power density than the corresponding silicon steel machine of an equal volume. In 2023, Wang, et al. [160] compared the performance of tubular flux-switching PM machines with SMC core and SMC-electrical steel hybrid core. The respective advantages of both SMC and electrical steel are used for improving the motor thrust force and reducing core loss.

6. Discussions and Conclusions

This paper presents a comprehensive review of the development of an electric motor with SMC cores for electric drive, focusing on high power density, high reliability, and system optimal performance. The biggest benefits from the SMC application concern those motors with 3D magnetic flux topologies and powder metallurgical manufacturing. Appropriate magnetic property modeling of the SMC material under 3D vectorial magnetization and multi-level multi-discipline multi-objective robust design optimization techniques should be applied for designing high performance motor drives.

Although many achievements have been made, there are still a number of challenging problems to be solved. The data of magnetic properties under vectorial magnetization and their accurate and effective modeling are still far below the requirement. The manufacturing techniques need to be improved for stable compaction with uniform mass density and desired tolerance.

Author Contributions: Conceptualization, Y.G., L.L., X.B. and J.Z.; methodology, Y.G., L.L. and J.Z.; software, L.L., H.L. and G.L.; validation, L.L., X.B. and G.L.; formal analysis, H.L. and J.Z.; investigation, Y.G. and L.L.; re-sources, Y.G., W.Y. and J.Z.; data curation, L.L. and W.Y.; writing—original draft preparation, Y.G. and L.L.; writing—review and editing, Y.G., L.L., X.B., H.L., G.L., W.Y. and J.Z.; visualization, L.L. and H.L.; supervision, Y.G., G.L., W.Y. and J.Z.; project administration, Y.G., H.L. and J.Z.; funding acquisition, Y.G., H.L. and J.Z. All authors have read and agreed to the published version of the manuscript.

Funding: This work was funded by the Australian Research Council under Grants DP120104305 and DP180100470.

Institutional Review Board Statement: Not applicable.

Informed Consent Statement: Not applicable.

Data Availability Statement: Not applicable.

Conflicts of Interest: The authors declare no conflict of interest.

References

1. Emadi, A.; Ehsani, M. An Education Program for Transportation Electrification. In Proceedings of the IEEE Vehicle Power and Propulsion Conference, Lille, France, 1–3 September 2010; pp. 1–5.
2. Tan, D. Transportation Electrification: Challenges and opportunities. *IEEE Power Electron. Mag.* **2016**, *3*, 50–52.
3. Crawford, C.; Franca, A.; Jankowski-Walsh, J.; Clancy, D.; Ivanova, A.; Tehrani, N.; Amid, P.; Behboodi, S.; Chassin, D.; Djilali, N. Addressing Key Challenges in Transportation Mode Electrification. In Proceedings of the IEEE Canadian Conference on Electrical and Computer Engineering (CCECC), Vancouver, BC, Canada, 14–18 May 2016; pp. 1–4.

4. Fernandes, J.F.P.; Bhagubai, P.P.C.; Branco, P.J.C. Recent Developments in Electrical Machine Design for the Electrification of Industrial and Transportation Systems. *Energies* **2022**, *15*, 6390.
5. Bilgin, B.; Emadi, A. Electric Motors in Electrified Transportation: A step toward achieving a sustainable and highly efficient transportation system. *IEEE Power Electron. Mag.* **2014**, *1*, 10–20.
6. Chan, C.; Chau, K.; Jiang, J.; Xia, W.; Zhu, M.; Zhang, R. Novel permanent magnet motor drives for electric vehicles. *IEEE Trans. Ind. Electron.* **1996**, *43*, 331–339.
7. Hua, W.; Cheng, M.; Zhang, G. A Novel Hybrid Excitation Flux-Switching Motor for Hybrid Vehicles. *IEEE Trans. Magn.* **2009**, *45*, 4728–4731.
8. Menon, R.; Kadam, A.H.; Azeez, N.A.; Williamson, S.S. A Comprehensive Survey on Permanent Magnet Synchronous Motor Drive Systems for Electric Transportation Applications. In Proceedings of the IECON 2016-42nd Annual Conference of the IEEE Industrial Electronics Society, Florence, Italy, 24–27 October 2016; pp. 6627–6632.
9. Zhu, Z.Q.; Cai, S. Hybrid excited permanent magnet machines for electric and hybrid electric vehicles. *China Electrotech. Soc. Trans. Electr. Mach. Syst.* **2019**, *3*, 233–247.
10. Sun, X.; Shi, Z.; Cai, Y.; Lei, G.; Guo, Y.; Zhu, J. Driving-Cycle-Oriented Design Optimization of a Permanent Magnet Hub Motor Drive System for a Four-Wheel-Drive Electric Vehicle. *IEEE Trans. Transp. Electr.* **2020**, *6*, 1115–1125.
11. Guo, Y.; Zhu, J.; Liu, D.; Lu, H.; Wang, S. Application of Multi-Level Multi-Domain Modeling in the Design and Analysis of a PM Transverse Flux Motor with SMC Core. In Proceedings of 7th International Conference on Power Electronics and Drive Systems (PEDS), Bangkok, Thailand, 27–30 November 2007; pp. 27–31.
12. Lei, G.; Zhu, J.; Guo, Y. *Multidisciplinary Design Optimization Methods for Electrical Machines and Drive Systems*; Springer: Berlin/Heidelberg, Germany, 2016.
13. Salimi, A.; Lowther, D.A. On the Role of Robustness in Multi-Objective Robust Optimization: Application to an IPM Motor Design Problem. *IEEE Trans. Magn.* **2016**, *52*, 8102304.
14. Zhu, X.; Shu, Z.; Quan, L.; Xiang, Z.; Pan, X. Multi-Objective Optimization of an Outer-Rotor V-Shaped Permanent Magnet Flux Switching Motor Based on Multi-Level Design Method. *IEEE Trans. Magn.* **2016**, *52*, 8205508.
15. Diao, K.; Sun, X.; Lei, G.; Guo, Y.; Zhu, J. Multiobjective System Level Optimization Method for Switched Reluctance Motor Drive Systems Using Finite-Element Model. *IEEE Trans. Ind. Electron.* **2020**, *67*, 10055–10064.
16. Sun, X.; Wan, B.; Lei, G.; Tian, X.; Guo, Y.; Zhu, J. Multiobjective and Multiphysics Design Optimization of a Switched Reluctance Motor for Electric Vehicle Application. *IEEE Trans. Energy Convers.* **2021**, *36*, 3294–3304.
17. Liu, C.-T.; Chiang, T.; Zamora, J.; Lin, S. Field-Oriented Control Evaluations of a Single-Sided Permanent Magnet Axial-Flux Motor for an Electric Vehicle. *IEEE Trans. Magn.* **2003**, *39*, 3280–3282.
18. Men, X.; Guo, Y.; Wu, G.; Chen, S.; Shi, C. Implementation of an Improved Motor Control for Electric Vehicles. *Energies* **2022**, *15*, 4833.
19. Zhang, L.; Fan, Y.; Cui, R.; Lorenz, R.D.; Cheng, M. Fault-Tolerant Direct Torque Control of Five-Phase FTFSCW-IPM Motor Based on Analogous Three-Phase SVPWM for Electric Vehicle Applications. *IEEE Trans. Veh. Technol.* **2018**, *67*, 910–919.
20. Sun, X.; Diao, K.; Lei, G.; Guo, Y.; Zhu, J. Direct Torque Control Based on a Fast Modeling Method for a Segmented-Rotor Switched Reluctance Motor in HEV Application. *IEEE J. Emerg. Sel. Top. Power Electron.* **2019**, *9*, 232–241.
21. Wang, T.; Liu, C.; Lei, G.; Guo, Y.; Zhu, J. Model predictive direct torque control of permanent magnet synchronous motors with extended set of voltage space vectors. *IET Electr. Power Appl.* **2017**, *11*, 1376–1382.
22. Wu, H.; Si, Z.; Li, Z. Trajectory Tracking Control for Four-Wheel Independent Drive Intelligent Vehicle Based on Model Predictive Control. *IEEE Access* **2020**, *8*, 73071–73081.
23. Machacek, D.T.; Barhoumi, K.; Ritzmann, J.M.; Huber, T.; Onder, C.H. Multi-Level Model Predictive Control for the Energy Management of Hybrid Electric Vehicles Including Thermal Derating. *IEEE Trans. Veh. Technol.* **2022**, *71*, 10400–10414.
24. Hasegawa, M.; Tanaka, N.; Chiba, A.; Fukao, T. The Operation Analysis and Efficiency Improvement of Switched Reluctance Motors with High Silicon Steel. In Proceedings of the IEEE Power Conversion Conference-Osaka, Osaka, Japan, 2–5 April 2002; pp. 981–986.
25. Ou, J.; Liu, Y.; Breining, P.; Gietzelt, T.; Wunsch, T.; Doppelbauer, M. Study of the Electromagnetic and Mechanical Properties of a High-silicon Steel for a High-speed Interior PM Rotor. In Proceedings of the 22nd International Conference on Electrical Machines and Systems (ICEMS), Harbin, China, 11–14 August 2019; pp. 1–4.
26. Jensen, C.C.; Profumo, F.; Lipo, T.A. A Low-Loss Permanent-Magnet Brushless dc Motor Utilizing Tape Wound Amorphous Iron. *IEEE Trans. Ind. Appl.* **1992**, *28*, 646–651.
27. Wang, Z.; Enomoto, Y.; Ito, M.; Masaki, R.; Morinaga, S.; Itabashi, H.; Tanigawa, S. Development of a Permanent Magnet Motor Utilizing Amorphous Wound Cores. *IEEE Trans. Magn.* **2010**, *46*, 570–573.
28. Fan, T.; Li, Q.; Wen, X. Development of a High Power Density Motor Made of Amorphous Alloy Cores. *IEEE Trans. Ind. Electron.* **2014**, *61*, 4510–4518.
29. Guo, Y.; Liu, L.; Ba, X.; Lu, H.; Lei, G.; Sarker, P.; Zhu, J. Characterization of Rotational Magnetic Properties of Amorphous Metal Materials for Advanced Electrical Machine Design and Analysis. *Energies* **2022**, *15*, 7798.
30. Snitchler, G.; Gamble, B.; Kalsi, S. The Performance of a 5 MW High Temperature Superconductor Ship Propulsion Motor. *IEEE Trans. Appl. Supercond.* **2005**, *15*, 2206–2209.
31. Guo, Y.G.; Jin, J.X.; Zhu, J.G.; Lu, H.Y. Design and Analysis of a Prototype Linear Motor Driving System for HTS Maglev Transportation. *IEEE Trans. Appl. Supercond.* **2007**, *17*, 2087–2090.

32. Jin, J.X.; Zheng, L.H.; Guo, Y.G.; Zhu, J.G.; Grantham, C.; Sorrell, C.C.; Xu, W. High-Temperature Superconducting Linear Synchronous Motors Integrated With HTS Magnetic Levitation Components. *IEEE Trans. Appl. Supercond.* **2012**, *22*, 5202617.
33. Persson, M.; Jansson, P. Advances in Powder Metallurgy Soft Magnetic Composite Materials for Electrical Machines. In Proceedings of the IEE Colloquium on Impact of New Materials on Design, London, UK, 8 December 1995; pp. 4/1–6.
34. Guo, Y.; Zhu, J. Applications of Soft Magnetic Composite Materials in Electrical Machines: A Review. *Aust. J. Electr. Electron. Eng.* **2006**, *3*, 37–46.
35. Schoppa, A.; Delarbre, P. Soft Magnetic Powder Composites and Potential Applications in Modern Electric Machines and Devices. *IEEE Trans. Magn.* **2014**, *50*, 2004304.
36. Liu, C.; Lu, J.; Wang, Y.; Lei, G.; Zhu, J.; Guo, Y. Design Issues for Claw Pole Machines with Soft Magnetic Composite Cores. *Energies* **2018**, *11*, 1998.
37. Shokrollahi, H.; Janghorban, K. Soft magnetic composite materials (SMCs). *J. Mater. Process. Technol.* **2007**, *189*, 1–12.
38. Hwang, M.-H.; Lee, H.-S.; Han, J.-H.; Kim, D.-H.; Cha, H.-R. Densification Mechanism of Soft Magnetic Composites Using Ultrasonic Compaction for Motors in EV Platforms. *Materials* **2019**, *12*, 824.
39. Ahmed, N.; Atkinson, G.J. A Review of Soft Magnetic Composite Materials and Applications. In Proceedings of the 7th IEE Conference Electrical Machines and Drives, Valencia, Spain, 5–8 September 2022; pp. 551–557.
40. Soft Magnetic Composites—Enabling More Efficient Electromagnetic Designs. Available online: <https://www.hogan.com/en/powder-technologies/soft-magnetic-composites> (accessed on 28 December 2022).
41. Sustainability: Powder Metallurgy & Soft Magnetic Composites. Available online: <https://www.horizontechnology.biz/blog/sustainability-powder-metallurgy-soft-magnetic-composites> (accessed on December 2022).
42. Soft Magnetic Materials and Components. Available online: www.hitachi-metals.co.jp/e/products/item/sm (accessed on 29 December 2022).
43. Jack, A. Experience with Using Soft Magnetic Composites for Electrical Machines. In Proceedings of the International Conference Electrical Machines (ICEM), Istanbul, Turkey, 28 May 1998; pp. 1441–1448.
44. Persson, M.; Jansson, P.; Jack, A.G.; Mecrow, B.C. Soft Magnetic Composite Materials—Use for Electrical Machines. In Proceedings of the 7th IEE Conference Electrical Machines and Drives, Durham, UK, 11–13 September 1995; pp. 242–246.
45. Zhang, Z.; Profumo, F.; Tenconi, A.; Santamaria, M. Analysis and experimental validation of performance for an axial flux permanent magnet brushless DC motor with powder iron metallurgy cores. *IEEE Trans. Magn.* **1997**, *33*, 4194–4196.
46. Profumo, F.; Tenconi, A.; Zhang, Z.; Cavagnino, A. Novel Axial Flux Interior PM Synchronous Motor Realized with Powdered Soft Magnetic Materials. In Proceedings of the Conference Record of 1998 IEEE Industry Applications Conference, St. Louis, MO, USA, 12–15 October 1998; pp. 152–158.
47. Cvetkovski, G.; Petkovska, L.; Cundev, M.; Gair, S. Improved design of a novel PM disk motor by using soft magnetic composite material. *IEEE Trans. Magn.* **2002**, *38*, 3165–3167.
48. Liew, G.S.; Ertugrul, N.; Soong, W.L.; Gehlert, D.B. Analysis and Performance Evaluation of an Axial-Field Brushless PM Machine Utilising Soft Magnetic Composites. In Proceedings of the International Electric Machines & Drives Conference, Antalya, Turkey, 3–5 May 2007; pp. 153–158.
49. Maloberti, O.; Figueredo, R.; Marchand, C.; Choua, Y.; Condamin, D.; Kobylanski, L.; Bommé, E. 3-D–2-D Dynamic Magnetic Modeling of an Axial Flux Permanent Magnet Motor With Soft Magnetic Composites for Hybrid Electric Vehicles. *IEEE Trans. Magn.* **2014**, *50*, 8201511.
50. Kobler, R.; Andessner, D.; Weidenholzer, G.; Amrhein, W. Development of a Compact and Low Cost Axial Flux Machine Using Soft Magnetic Composite and Hard Ferrite. In Proceedings of the IEEE International Conference on Power Electronics and Drive Systems, Sydney, Australia, 9–12 June 2015; pp. 810–815.
51. Aliyu, N.; Atkinson, G.; Stannard, N. Concentrated Winding Permanent Magnet Axial Flux Motor with Soft Magnetic Composite Core for Domestic Application. In Proceedings of the 31st International Conference on Electro-Technology for National Development, Owerri, Nigeria, 7–10 November 2017; pp. 1156–1159.
52. Washington, J.; Jordan, S.; Sjoberg, L. Methods for the Construction of Single-Sided Axial Flux Machines using Soft Magnetic Composites. In Proceedings of the IEEE Energy Conversion Congress and Exposition (ECCE), Portland, OR, USA, 23–27 September 2018; pp. 3279–3336.
53. Nakamura, K.; Takemoto, M.; Orikawa, K.; Ogasawara, S.; Saito, T.; Watanabe, A.; Ueno, T. A Study of Soft Magnetic Composite for High Efficiency of an Axial Gap Motor. In Proceedings of the International Conference on Electrical Machines (ICEM), Alexandroupoli, Greece, 3–6 September 2018, pp. 32–38.
54. Asama, J.; Oiwa, T.; Shinshi, T.; Chiba, A. Experimental Evaluation for Core Loss Reduction of a Consequent-Pole Bearingless Disk Motor Using Soft Magnetic Composites. *IEEE Trans. Energy Convers.* **2018**, *33*, 324–332.
55. Wei, S.; Xu, Y.; Tian, X. Presentation of a Double-Stator Axial-Flux Permanent-Magnet Disk Motor With Soft Magnetic Composite Cores and Its Cogging Torque Reduction. In Proceedings of the 22nd International Conference on Electrical Machines and Systems (ICEMS), Harbin, China, 11–14 August 2019; pp. 1–4.
56. Meier, M.; Strangas, E. Improved Cooling for a High-Speed Axial-Flux Machine Using Soft Magnetic Composites. In Proceedings of the IEEE Energy Conversion Congress and Exposition (ECCE), Detroit, MI, USA, 9–13 October 2022; pp. 1–8.
57. Haddad, R.Z. Iron Loss Analysis in Axial Flux Permanent Magnet Synchronous Motors With Soft Magnetic Composite Core Material. *IEEE Trans. Energy Convers.* **2022**, *37*, 295–303.

58. Jack, A.G.; Mecrow, B.C.; Maddison, C.P.; Wahab, N.A.; Claw Pole Permanent Magnet Machines Exploring Soft Iron Powder Metallurgy. In Proceedings of the International Conference Electrical Machines and Drives (ICEMD), Milwaukee, WI, USA, May 18–21, 1997; pp. MA1/5.1–5.3.
59. Guo, Y.G.; Zhu, J.G.; Ramsden, V.S. Development of a Single Phase Claw Pole Permanent Magnet Motor Using Composite Soft Magnetic Material. In Proceedings of the Australasian Universities Power Engineering Conference (AUPEC), Hobart, Australia, 27–30 September 1998; pp. 659–664.
60. Guo, Y.; Zhu, J.; Ramsden, V. Design and construction of a single phase claw pole permanent magnet motor using composite magnetic material. *Renew. Energy* **2001**, *22*, 185–195.
61. Guo, Y.G.; Zhu, J.G.; Watterson, P.A.; Wu, W. Comparative Study of 3-D Flux Electrical Machines With Soft Magnetic Composite Cores. *IEEE Trans. Ind. Appl.* **2003**, *39*, 1696–1703.
62. Guo, Y.; Zhu, J.; Watterson, P.; Wu, W. Development of a permanent magnet claw pole motor with soft magnetic composite core. *Aust. J. Electr. Electron. Eng.* **2005**, *2*, 21–30.
63. Guo, Y.; Zhu, J.; Zhong, J.; Wu, W. Core Losses in Claw Pole Permanent Magnet Machines with Soft Magnetic Composite Stators. *IEEE Trans. Magn.* **2003**, *39*, 3199–3201.
64. Guo, Y.; Zhu, J.; Zhong, J.; Watterson, P.; Wu, W. An improved method for predicting magnetic power losses in SMC electrical machines. *Int. J. Appl. Electromagn. Mech.* **2004**, *19*, 75–78.
65. Guo, Y.G.; Zhu, J.G.; Lin, Z.W.; Zhong, J.J.; Wu, W. Measurement and Modeling of Core Losses of Soft Magnetic Composites Under 3-D Magnetic Excitations in Rotating Motors. *IEEE Trans. Magn.* **2005**, *41*, 3925–3927.
66. Guo, Y.; Zhu, J.; Dorrell, D.G. Design and Analysis of a Claw Pole Permanent Magnet Motor With Molded Soft Magnetic Composite Core. *IEEE Trans. Magn.* **2009**, *45*, 4582–4585.
67. Liu, C.; Lu, J.; Wang, Y.; Lei, G.; Zhu, J.; Guo, Y. Techniques for Reduction of the Cogging Torque in Claw Pole Machines with SMC Cores. *Energies* **2017**, *10*, 1541.
68. Liu, C.; Zhu, J.; Wang, Y.; Guo, Y.; Lei, G. Comparison of Claw-Pole Machines With Different Rotor Structures. *IEEE Trans. Magn.* **2015**, *51*, 8110904.
69. Ma, B.; Lei, G.; Liu, C.; Zhu, J.; Guo, Y. Robust Tolerance Design Optimization of a PM Claw Pole Motor With Soft Magnetic Composite Cores. *IEEE Trans. Magn.* **2018**, *54*, 8102404.
70. Cros, J.; Viarouge, P. New Structures of Polyphase Claw-Pole Machines. In Proceedings of the 37th IEEE Industry Applications Society Annual Conference, Pittsburg, PA, USA, 13–18 October 2002; pp. 2267–2274.
71. Qu, R.; Kliman, G.; Carl, R. Split-Phase Claw-Pole Induction Machines with Soft Magnetic Composite Cores. In Proceedings of the 39th IEEE Industry Applications Society Annual Conference, Seattle, WA, USA, 3–7 October 2004; pp. 2514–2519.
72. Huang, Y.; Zhu, J.; Guo, Y.; Lin, Z.; Hu, Q. Design and Analysis of a High-Speed Claw Pole Motor With Soft Magnetic Composite Core. *IEEE Trans. Magn.* **2007**, *43*, 2492–2494.
73. Zhang, Z.; Liu, H.; Song, T. Optimization Design and Performance Analysis of a PM Brushless Rotor Claw Pole Motor with FEM. *Machines* **2016**, *4*, 15.
74. Liu, C.C.; Wang, D.Y.; Wang, S.P.; Wang, Y.H. A Novel Flux Reversal Claw Pole Machine With Soft Magnetic Composite Cores. *IEEE Trans. Appl. Supercond.* **2020**, *30*, 5202905.
75. Du, W.; Zhao, S.; Zhang, H.; Zhang, M.; Gao, J. A Novel Claw Pole Motor With Soft Magnetic Composites. *IEEE Trans. Magn.* **2021**, *57*, 8200904.
76. Chu, S.; Liang, D.; Jia, S.; Liang, Y. Research and Analysis on Design Characteristics of High-Speed Permanent Magnet Claw Pole Motor With Soft Magnetic Composite Cores for Wide Temperature Range. *IEEE Trans. Ind. Appl.* **2022**, *58*, 7201–7213.
77. Li, B.; Li, X.; Wang, S.; Liu, R.; Wang, Y.; Lin, Z. Analysis and Cogging Torque Minimization of a Novel Flux Reversal Claw Pole Machine with Soft Magnetic Composite Cores. *Energies* **2022**, *15*, 1285.
78. Mecrow, B.C.; Jack, A.G.; Maddison, C.P. Permanent Magnet Machines for High Torque, Low Speed Applications. In Proceedings of the International Conference Electrical Machines (ICEM), Vigo, Spain, 10–12 September 1996; pp. 461–466.
79. Guo, Y.G.; Zhu, J.G.; Watterson, P.A.; Wu, W. Comparative Study of 3D Flux Electrical Machines With Soft Magnetic Composite Cores. In Proceedings of the 37th IEEE Industry Applications Society Annual Conference, Pittsburg, PA, USA, 13–18 October 2002; pp. 1147–1154.
80. Guo, Y.G.; Zhu, J.G.; Watterson, P.A.; Wu, W. Design and Analysis of a Transverse Flux Machine with Soft Magnetic Composite Core. In Proceedings of the 6th International Conference Electrical Machines and Systems (ICEMS), Beijing, China, 9–12 November 2003; pp. 153–157.
81. Guo, Y.; Zhu, J.G.; Watterson, P.A.; Wu, W. Development of a PM Transverse Flux Motor With Soft Magnetic Composite Core. *IEEE Trans. Energy Convers.* **2006**, *21*, 426–434.
82. Doering, J.; Steinborn, G.; Hofmann, W.; Dresden, T. Torque, Power, Losses and Heat Calculation of a Transverse Flux Reluctance Machine with Soft Magnetic Composite Materials and Disc-Shaped Rotor. In Proceedings of the IEEE Energy Conversion Congress and Exposition (ECCE), Denver, CO, USA, 15–19 September 2013; pp. 4326–4335.
83. Lei, G.; Liu, C.; Guo, Y.; Zhu, J. Multidisciplinary Design Analysis and Optimization of a PM Transverse Flux Machine With Soft Magnetic Composite Core. *IEEE Trans. Magn.* **2015**, *51*, 8109704.
84. Liu, C.; Zhu, J.; Wang, Y.; Lei, G.; Guo, Y. Design Considerations of PM Transverse Flux Machines With Soft Magnetic Composite Core. *IEEE Trans. Appl. Supercond.* **2016**, *26*, 5203505.

85. Liu, C.; Zhu, J.; Wang, Y.; Lei, G.; Guo, Y. Cogging Torque Minimization of SMC PM Transverse Flux Machines Using Shifted and Unequal-Width Stator Teeth. *IEEE Trans. Appl. Supercond.* **2016**, *26*, 5204704.
86. Liu, C.; Lei, G.; Ma, B.; Wang, Y.; Guo, Y.; Zhu, J. Development of a New Low-Cost 3-D Flux Transverse Flux FSPMM With Soft Magnetic Composite Cores and Ferrite Magnets. *IEEE Trans. Magn.* **2017**, *53*, 8109805.
87. Liu, C.; Wang, S.; Wang, Y.; Lei, G.; Guo, Y.; Zhu, J. Development of a new flux switching transverse flux machine with the ability of linear motion. *CES Trans. Electr. Mach. Syst.* **2018**, *2*, 384–391.
88. Fu, D.; Si, H.; Wu, X.; Xu, Y. Nonlinear Equivalent Magnetic Network of a Transverse-Flux Permanent Magnet Linear Motor Based on Combine Steel with SMC. In Proceedings of the International Symposium on Linear Drives for Industry Applications (LDIA), Wuhan, China, 1–3 July 2021; pp. 1–4.
89. Liu, C.; Wang, X.; Wang, Y.; Lei, G.; Guo, Y.; Zhu, J. Comparative study of rotor PM transverse flux machine and stator PM transverse flux machine with SMC cores. *Electr. Eng.* **2022**, *104*, 1153–1161.
90. Maddison, C.P.; Mecrow, B.C.; Jack, A.G. Claw pole geometries for high performance transverse flux machines. In Proceedings of the International Conference on Electrical Machines, Istanbul, Turkey, 2–4 September 1998; pp. 340–345.
91. Guo, Y.; Zhu, J.; Lu, H. Design and Analysis of a Permanent Magnet Claw Pole/Transverse Flux Motor with SMC Core. In Proceedings of the 6th IEEE International Conference Power Electronics and Drive Systems (PEDS), Kuala Lumpur, Malaysia, 28 November–1 December 2005; pp. 1413–1418.
92. Lemieux, P.; Delma, O.J.; Dubois, M.R.; Guthrie, R. Soft Magnetic Composite with Lamellar Particles—Application to the Claw-pole Transverse-Flux Machine with Hybrid Stator. In Proceedings of the International Conference on Electrical Machines, Vilamoura, Portugal, 6–9 September 2008, pp. 1–6.
93. Rabenstein, L.; Dietz, A.; Parspour, N. Design Concept of a Wound Field Transverse Flux Machine using Soft Magnetic Composite Claw-Poles. In Proceedings of the 10th International Electric Drives Production Conference (EDPC), Ludwigsburg, Germany, 8–9 December 2020, pp. 1–5.
94. Zhang, W.; Xu, Y.; Sun, M. Design of a Novel Claw Pole Transverse Flux Permanent Magnet Motor Based on Hybrid Stator Core. *IEEE Trans. Magn.* **2021**, *57*, 8104705.
95. Jack, A.G.; Mecrow, B.C.; Maddison, C.P. Combined Radial and Axial Permanent Magnet Motors Using Soft Magnetic Composites. In Proceedings of the International Conference Electrical Machines and Drives, Canterbury, UK, 1–3 September 1999; pp. 25–29.
96. Nord, G.; Jansson, P.; Petersen, C.; Yamada, T. Vertical Electrical Motor using Soft Magnetic Composites. In Proceedings of the International Conference Electrical Machines and Systems (ICEMS), San Antonio, TX, USA, 15 May 2005; pp. 373–377.
97. Okada, Y.; Dohmeki, H.; Konushi, S. Proposal of 3D-Stator Structure Using Soft Magnetic Composite for PM Motor. In Proceedings of the XIX International Conference on Electrical Machines, Rome, Italy, 6–8 September 2010; pp. 1–6.
98. Jack, A.G.; Mecrow, B.C.; Dickinson, P.G.; Stephenson, D.; Burdess, J.S.; Fawcett, J.S.; Evans, J.N. Permanent Magnet Machines with Powder Iron Cores and Pre-Pressed Windings. In Proceedings of the 34th IEEE Industry Applications Society Annual Conference, Phoenix, AZ, USA, 3–7 October 1999; pp. 97–103.
99. Liew, G.S.; Tsang, E.C.Y.; Ertugrul, N.; Soong, W.L.; Atkinson, D.; Gehlert, D.B. Analysis of a Segmented Brushless PM Machine Utilising Soft Magnetic Composites. In Proceedings of the 33rd Annual Conference of the IEEE Industrial Electronics Society (IECON), Taipei, Taiwan, 5–8 November 2007; pp. 1268–1273.
100. Ishikawa, T.; Sato, Y.; Kurita, N. Performance of Novel Permanent Magnet Synchronous Machines Made of Soft Magnetic Composite Core. *IEEE Trans. Magn.* **2014**, *50*, 8105304.
101. Pang, D.-C.; Shi, Z.-J.; Xie, P.-X.; Huang, H.-C.; Bui, G.-T. Investigation of an Inset Micro Permanent Magnet Synchronous Motor Using Soft Magnetic Composite Material. *Energies* **2022**, *13*, 4445.
102. Muthusamy, M.; Pillay, P. Design of an Outer Rotor PMSM with Soft Magnetic Composite Stator Core. In Proceedings of the IEEE Energy Conversion Congress and Exposition (ECCE), Vancouver, BC, Canada, 10–14 October 2021; pp. 3987–3992.
103. Jack, A.; Mecrow, B.; Dickinson, P.; Jansson, P.; Hultman, L. Design and Testing of a Universal Motor Using Soft Magnetic Composite Stator. In Proceedings of the 35th IEEE Industry Applications Society Annual Conference, Rome, Italy, 8–12 October 2000; pp. 46–50.
104. Cros, J.; Viarouge, P.; Chalifour, Y.; Figueroa, J. A New Structure of Universal Motor Using Soft Magnetic Composites. *IEEE Trans. Ind. Appl.* **2004**, *40*, 550–557.
105. Fukuda, T.; Morimoto, M. Load Characteristics of Induction Motor Made of Soft Magnetic Composite (SMC). In Proceedings of the International Conference Electrical Machines and Systems (ICEMS), Wuhan, China, 17–20 October 2008; pp. 53–56.
106. Meguro, T.; Morimoto, M. Performance Improvement of an Induction Motor by Soft Magnetic Composite (SMC). In Proceedings of the International Conference Electrical Machines and Systems (ICEMS), Sapporo, Japan, 21–24 October 2012; pp. 1–4.
107. Vijayakumar, K.; Karthikeyan, R.; Rajkumar, S.; Arumugam, R. An Investigation into Vibration in High Speed Switched Reluctance Motor with Soft Magnetic Composite Material. In Proceedings of the IEEE Region 10 Colloquium and the Third ICIS, Kharagpur, India, 8–10 December 2008; pp. 1–4.
108. Gaing, Z.-L.; Kuo, K.-Y.; Hu, J.-S.; Hsieh, M.-F.; Tsai, M.-H. Design and Optimization of High-Speed Switched Reluctance Motor Using Soft Magnetic Composite Material. In Proceedings of the International Power Electronics Conference (IPEC), Hiroshima, Japan, 18–21 May 2014; pp. 278–282.

109. Nikman, S.P.; Fernandes, B.G. Design of Soft Magnetic Composites Based Modular Four Phase SRM for Electric Vehicle Application. In Proceedings of the International Conference Electrical Machines (ICEM), Berlin, Germany, 2–5 September 2014; pp. 1–5.
110. Przybylski, M.; Ślusarek, B.; Di Barba, P.; Mognaschi, M.E.; Wiak, S. Thermal measurements of the drive with a switched reluctance motor with a magnetic circuit made of soft magnetic composite. In Proceedings of the 19th International Symposium on Electromagnetic Fields in Mechatronics, Electrical and Electronic Engineering, Nancy, France, 29–31 August 2019; pp. 1–2.
111. Guo, Y.; Liu, L.; Ba, X.; Lu, H.; Lei, G.; Yin, W.; Zhu, J. Measurement and Modeling of Magnetic Materials under 3D Vectorial Magnetization for Electrical Machine Design and Analysis. *Energies* **2022**, *16*, 417.
112. Zhong, J.J.; Zhu, J. Electromagnetic design of a 3D tester for magnetic properties of soft magnetic materials. **2002**, *1*, 392–395.
113. Yang, Q.; Li, Y.; Zhao, Z.; Zhu, L.; Luo, Y.; Zhu, J. Design of a 3-D Rotational Magnetic Properties Measurement Structure for Soft Magnetic Materials. *IEEE Trans. Appl. Supercond.* **2014**, *24*, 8200804.
114. Zhu, J.G.; Zhong, J.J.; Lin, Z.W.; Sievert, J. Measurement of magnetic properties under 3-D magnetic excitations. *IEEE Trans. Magn.* **2003**, *39*, 3429–3431.
115. Guo, Y.; Zhu, J.; Lin, Z.; Zhong, J. 3D vector magnetic properties of soft magnetic composite material. *J. Magn. Magn. Mater.* **2006**, *302*, 511–516.
116. Lin, Z.W.; Zhu, J.G.; Guo, Y.G.; Wang, X.L.; Ding, S.Y. Three-dimensional hysteresis of soft magnetic composite. *J. Appl. Phys.* **2006**, *99*, 08D909.
117. Li, Y.; Zhu, J.; Yang, Q.; Lin, Z.W.; Guo, Y.; Zhang, C. Study on Rotational Hysteresis and Core Loss Under Three-Dimensional Magnetization. *IEEE Trans. Magn.* **2011**, *47*, 3520–3523.
118. Zhao, X.; Liu, X.; Zhao, H.; Li, Y.; Liu, Y.; Yuan, D. Two-Dimensional Vector Hysteresis Modeling for Soft Magnetic Composite Materials Considering Anisotropic Property. In Proceedings of the IEEE Industry Application Society Annual Meeting, Detroit, MI, USA, 10–16 October 2020; pp. 1–6.
119. Asari, A.R.; Guo, Y.; Zhu, J. Measurement of Magnetic Properties of Soft Magnetic Composite Material (SOMALOY 700) by Using 3-D Magnetic Tester. In Proceedings of the International Conference Electrical Machines and Systems (ICEMS), Chiba, Japan, 13–16 November 2016; pp. 1–5.
120. Huang, Y.; Zhu, J.; Guo, Y.; Hu, Q. Core Loss and Thermal Behavior of High-Speed SMC Motor Based on 3-D FEA. In Proceedings of the IEEE International Conference Electrical Machines and Drives, Antalya, Turkey, 3–5 May 2007; pp. 1569–1573.
121. Guo, Y.; Zhu, J.; Lu, H.; Lin, Z.; Li, Y. Core Loss Calculation for Soft Magnetic Composite Electrical Machines. *IEEE Trans. Magn.* **2012**, *48*, 3112–3114.
122. Guo, Y.; Zhu, J.; Lu, H.; Li, Y.; Jin, J. Core Loss Computation in a Permanent Magnet Transverse Flux Motor With Rotating Fluxes. *IEEE Trans. Magn.* **2014**, *50*, 6301004.
123. Huang, Y.; Dong, J.; Zhu, J.; Guo, Y. Core Loss Modeling for Permanent-Magnet Motor Based on Flux Variation Locus and Finite-Element Method. *IEEE Trans. Magn.* **2012**, *48*, 1023–1026.
124. Enokazono, M.; Yuki, K.; Kawano, S. An improved magnetic field analysis in oriented steel sheet by finite element method considering tensor reluctivity. *IEEE Trans. Magn.* **1995**, *31*, 1797–1800.
125. Mohammed, O.; Calvert, T.; McConnell, R. Coupled magnetoelastic finite element formulation including anisotropic reluctivity tensor and magnetostriction effects for machinery applications. *IEEE Trans. Magn.* **2001**, *37*, 3388–3390.
126. Guo, Y.; Zhu, J.G.; Lin, Z.W.; Zhong, J.J.; Lu, H.Y.; Wang, S. Determination of 3D magnetic reluctivity tensor of soft magnetic composite material. *J. Magn. Magn. Mater.* **2007**, *312*, 458–463.
127. Li, Y.; Yang, Q.; Zhu, J.; Lin, Z.; Guo, Y.; Sun, J. Research of Three-Dimensional Magnetic Reluctivity Tensor Based on Measurement of Magnetic properties. *IEEE Trans. Appl. Supercond.* **2010**, *20*, 1932–1935.
128. Miyagi, D.; Miki, K.; Nakano, M.; Takahashi, N. Influence of Compressive Stress on Magnetic Properties of Laminated Electrical Steel Sheets. *IEEE Trans. Magn.* **2010**, *46*, 318–321.
129. Liu, L.; Guo, Y.; Lei, G.; Zhu, J.G. Iron Loss Calculation for High-Speed Permanent Magnet Machines Considering Rotating Magnetic Field and Thermal Effects. *IEEE Trans. Appl. Supercond.* **2021**, *31*, 5205105.
130. Zhang, D.; Shi, K.; Ren, Z.; Jia, M.; Koh, C.-S.; Zhang, Y. Measurement of Stress and Temperature Dependent Vector Magnetic Properties of Electrical Steel Sheet. *IEEE Trans. Ind. Electron.* **2022**, *69*, 980–990.
131. Liu, L.; Ba, X.; Guo, Y.; Lei, G.; Sun, X.; Zhu, J. Improved Iron Loss Prediction Models for Interior PMSMs Considering Coupling Effects of Multiphysics Factors. *IEEE Trans. Transp. Electr.* **2022**, *early access*.
132. Lei, G.; Xu, W.; Hu, J.; Zhu, J.G.; Guo, Y.; Shao, K. Multilevel Design Optimization of a FSPMM Drive System by Using Sequential Subspace Optimization Method. *IEEE Trans. Magn.* **2014**, *50*, 685–688.
133. Lei, G.; Wang, T.; Guo, Y.; Zhu, J.; Wang, S. System-Level Design Optimization Methods for Electrical Drive Systems: Deterministic Approach. *IEEE Trans. Ind. Electron.* **2014**, *61*, 6591–6602.
134. Lei, G.; Wang, T.; Zhu, J.; Guo, Y.; Wang, S. System-Level Design Optimization Method for Electrical Drive Systems—Robust Approach. *IEEE Trans. Ind. Electron.* **2015**, *62*, 4702–4713.
135. Cheong, B.; Giangrande, P.; Zhang, X.; Galea, M.; Zanchetta, P.; Wheeler, P. System-Level Motor Drive Modelling for Optimization-based Designs. In Proceedings of the 21st European Conference Power Electronics and Applications, Genova, Italy, 3–5 September 2019; pp. 1–9.
136. Xu, W.; Hu, D.; Lei, G.; Zhu, J. System-level efficiency optimization of a linear induction motor drive system. *CES Trans. Electr. Mach. Syst.* **2019**, *3*, 285–291.

137. Mohammadi, A.S.; Trovao, J.P.F. System-Level Optimization of Hybrid Excitation Synchronous Machines for a Three-Wheel Electric Vehicle. *IEEE Trans. Transp. Electrification*. **2020**, *6*, 690–701.
138. Zhang, Y.; Xu, J.; Han, Z.; Wu, Z.; Huang, C.; Li, M. System-Level Optimization Design of Tubular Permanent-Magnet Linear Synchronous Motor for Electromagnetic Emission. In Proceedings of 13th International Symposium on Linear Drives for Industry Applications (LDIA), Wuhan, China, 1–3 July 2021; pp. 1–4.
139. Meng, X.; Wang, S.; Qiu, J.; Zhu, J.; Wang, Y.; Guo, Y.; Liu, D.; Xu, W. Dynamic Multilevel Optimization of Machine Design and Control Parameters for PMSM Drive System Based on Correlation Analysis. *IEEE Trans. Magn.* **2010**, *46*, 2779–2782.
140. Lei, G.; Liu, C.; Zhu, J.; Guo, Y. Techniques for Multilevel Design Optimization of Permanent Magnet Motors. *IEEE Trans. Energy Convers.* **2015**, *30*, 1547–1584.
141. Dai, Z.; Wang, L.; Meng, L.; Yang, S.; Mao, L. Multi-Level Modeling Methodology for Optimal Design of Electric Machines Based on Multi-Disciplinary Design Optimization. *Energies* **2019**, *12*, 4173.
142. Sun, X.; Shi, Z.; Lei, G.; Guo, Y.; Zhu, J. Multi-Objective Design Optimization of an IPMSM Based on Multilevel Strategy. *IEEE Trans. Ind. Electron.* **2020**, *68*, 139–149.
143. Meng, X.; Wang, S.; Qiu, J.; Zhang, Q.; Zhu, J.G.; Guo, Y.; Liu, D. Robust Multilevel Optimization of PMSM Using Design for Six Sigma. *IEEE Trans. Magn.* **2011**, *47*, 3248–3251.
144. Lei, G.; Zhu, J.G.; Guo, Y.G.; Hu, J.F.; Xu, W.; Shao, K.R. Robust Design Optimization of PM-SMC Motors for Six Sigma Quality Manufacturing. *IEEE Trans. Magn.* **2013**, *49*, 3953–3956.
145. Lei, G.; Liu, C.; Guo, Y.; Zhu, J. Robust Multidisciplinary Design Optimization of PM Machines With Soft Magnetic Composite Cores for Batch Production. *IEEE Trans. Magn.* **2016**, *52*, 8102304.
146. Ma, B.; Lei, G.; Zhu, J.; Guo, Y.; Liu, C. Application-Oriented Robust Design Optimization Method for Batch Production of Permanent-Magnet Motors. *IEEE Trans. Ind. Electron.* **2018**, *65*, 1728–1739.
147. Lei, G.; Wang, T.; Zhu, J.; Guo, Y. Robust multiobjective and multidisciplinary design optimization of electrical drive systems. *CES Trans. Electr. Mach. Syst.* **2018**, *2*, 409–416.
148. Lei, G.; Bramerdorfer, G.; Liu, C.; Guo, Y.; Zhu, J. Robust Design Optimization of Electrical Machines: A Comparative Study and Space Reduction Strategy. *IEEE Trans. Energy Convers.* **2021**, *36*, 300–313.
149. Lei, G.; Bramerdorfer, G.; Ma, B.; Guo, Y.; Zhu, J. Robust Design Optimization of Electrical Machines: Multi-Objective Approach. *IEEE Trans. Energy Convers.* **2021**, *36*, 390–401.
150. Li, W.; Wang, Z.; Li, J.; Che, S. A Review on Soft Magnetic Composites Applying to Magnetic Cores of High Speed Electric Motor. *Mater. Rep.* **2018**, *34*, 1139–1144.
151. Zhao, G.; Wu, C.; Yan, M. Enhanced magnetic properties of Fe soft magnetic composites by surface oxidation. *J. Magn. Magn. Mater.* **2016**, *399*, 51–57.
152. Yaghtin, M.; Taghvaei, A.H.; Hashemi, B.; Janghorban, K. Effect of heat treatment on magnetic properties of iron-based soft magnetic composites with Al₂O₃ insulation coating produced by sol–gel method. *J. Alloys Compd.* **2013**, *581*, 293–297.
153. Sunday, K.J.; Darling, K.A.; Hanejko, F.G.; Anasori, B.; Liu, Y.-C.; Taheri, M.L. Al₂O₃ “Self-coated” Iron Powder Composites via Mechanical Milling. *J. Alloys Compd.* **2015**, *653*, 61–68.
154. Wan, D.; Ma, X. *Magnetic Physics*; University of Electronic Science and Technology Press: Chengdu, China, 1999; p. 416.
155. Guo, Y.; Zhu, J.; Zhong, J. Measurement and modelling of magnetic properties of soft magnetic composite material under 2D vector magnetisations. *J. Magn. Magn. Mater.* **2006**, *302*, 14–19.
156. Axial Flux Machines Save Space, Weight and Cost. Available online: <https://www.hoganas.com/en/Industries/automotive-transportation/get-inspired/axial-flux-machines-save-space-weight-and-cost/> (accessed on 4 February 2023).
157. Hamler, A.; Goričan, V.; Šuštaršič, B.; Sirc, A. The use of soft magnetic composite materials in synchronous electric motor. *J. Magn. Magn. Mater.* **2006**, *304*, 816–819.
158. Kim, C.-W.; Jang, G.-H.; Kim, J.-M.; Ahn, J.-H.; Baek, C.-H.; Choi, J.-Y. Comparison of Axial Field Permanent Magnet Synchronous Machines With Electrical Steel Core and Soft Magnetic Composite Core. *IEEE Trans. Magn.* **2017**, *53*, 8210004.
159. Lim, Y.L.; Soong, W.L.; Ertugrul, N.; Kahourzade, S. Embedded Stator End-Windings in Soft Magnetic Composite and Laminated Surface PM Machines. In Proceedings of the IEEE Energy Conversion Congress and Exposition (ECCE), Portland, OR, USA, 23–27 September 2018; pp. 5387–5394.
160. Wang, S.; Wang, Y.; Liu, C.; Lei, G.; Guo, Y.; Zhu, J. Performance Comparison of Tubular Flux-Switching Permanent Magnet Machines Using Soft Magnetic Composite Material and Hybrid Material Magnetic Cores. *IEEE Trans. Energy Convers.* **2023**, early access.

Disclaimer/Publisher’s Note: The statements, opinions and data contained in all publications are solely those of the individual author(s) and contributor(s) and not of MDPI and/or the editor(s). MDPI and/or the editor(s) disclaim responsibility for any injury to people or property resulting from any ideas, methods, instructions or products referred to in the content.